

Financial Markets

**Reporting for the quarter
Ending August 2007**

Sharemarkets, fixed interest and currency

Sharemarket and fixed income scoreboard for period ending August 2007

	Month return	Quarter return	Financial year return	1 year return	5 years return	10 years return
S&P 500 in \$US	1.5%	-3.3%	-1.6%	15.1%	12.0%	6.7%
S&P 500 in \$A	6.9%	-1.6%	2.6%	8.1%	3.6%	5.7%
NASDAQ in \$US	2.0%	-0.3%	-0.3%	18.9%	14.6%	5.0%
NASDAQ in \$A	7.4%	1.4%	4.0%	11.6%	6.0%	4.0%
FTSE 100 Accumulation Index in GBP	-0.2%	-3.9%	-3.9%	10.3%	12.1%	5.8%
FTSE 100 Accumulation Index in \$A	4.3%	-0.3%	0.7%	9.8%	9.3%	7.0%
MSCI EUROPE Accumulation Index in Local Currency	-0.5%	-4.7%	-4.0%	15.6%	13.9%	7.8%
MSCI EUROPE Accumulation Index in \$A	4.2%	-1.6%	0.9%	14.9%	11.7%	9.0%
MSCI JAPAN Accumulation Index in Yen	-5.5%	-8.1%	-9.0%	1.7%	13.0%	2.1%
MSCI JAPAN Accumulation Index in \$A	2.2%	-1.7%	1.1%	-3.4%	5.0%	1.4%
MSCI World ex Aust Accum Index in Local Currencies	-0.1%	-4.1%	-3.2%	14.4%	13.3%	6.6%
MSCI World Ex Australia Accumulation Index in \$A	5.3%	-1.3%	2.0%	9.9%	7.0%	6.3%
S&P/ASX 200 Accumulation Index	2.4%	0.1%	0.3%	27.1%	19.9%	13.8%
S&P/ASX 200 Property Accumulation Index	8.4%	-1.9%	3.2%	21.9%	19.0%	15.2%
UBSWA Composite Bond Index	0.9%	1.1%	1.6%	4.4%	5.3%	6.0%
SBWGB Accumulation Index currency hedged \$A	1.4%	2.7%	3.0%	5.4%	6.7%	7.4%

Australian interest rates and currency

	31 August 2007	31 May 2007	30 June 2007	31 August 2006	31 August 2002	31 August 1997
Australian 90 day bank bill yield (%)	6.87	6.35	6.43	6.19	4.99	4.84
Australian 10 year bond yield (%)	5.94	6.02	6.26	5.68	5.69	6.50
Australian dollar (in euros)	0.60	0.61	0.63	0.59	0.56	
Australian dollar (in Japanese yen)	95.42	100.21	104.70	89.50	65.23	87.50
Australian dollar (in US cents)	82.14	82.44	84.87	76.27	55.32	73.44

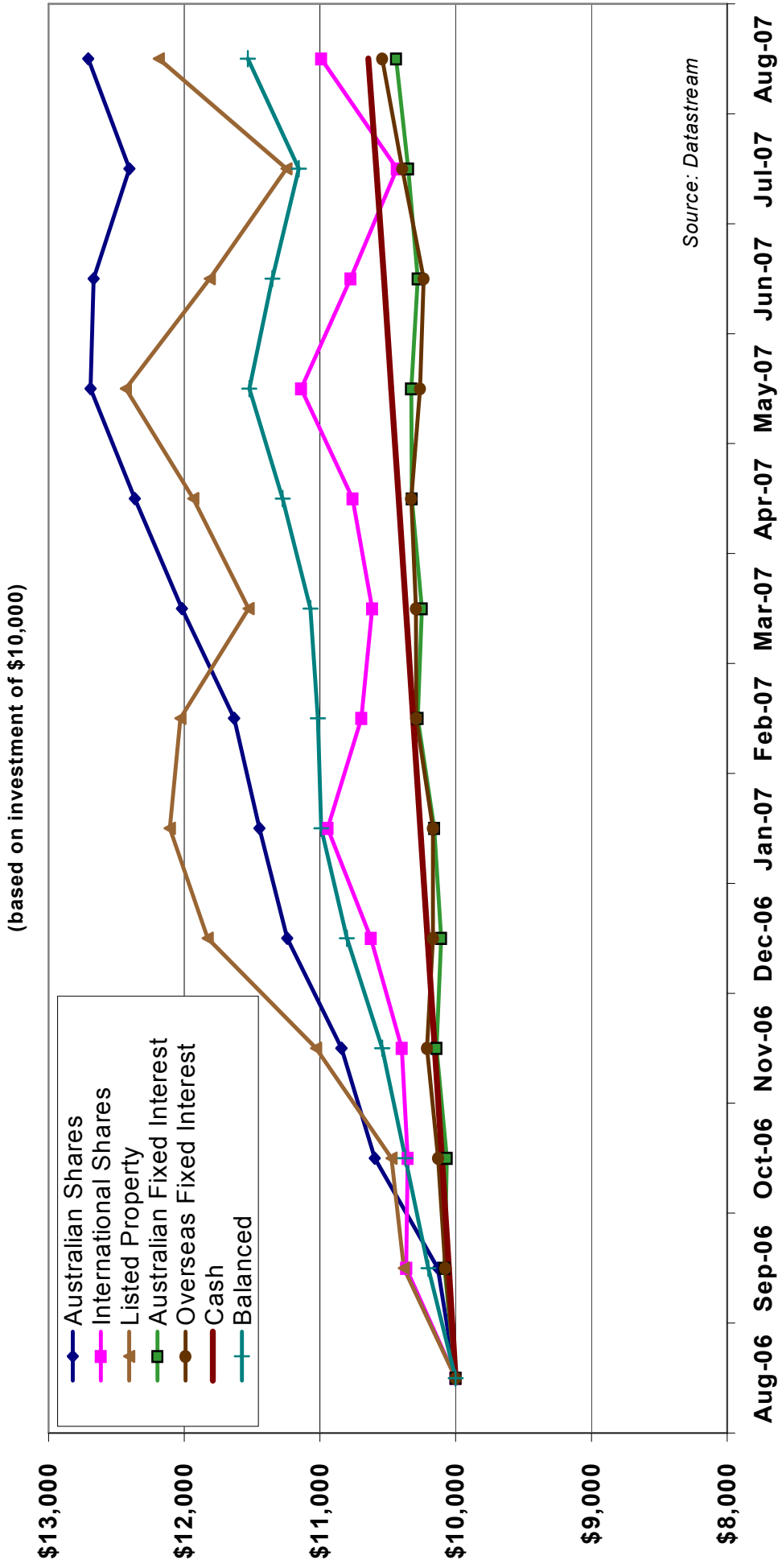
Source: Datastream



Providing Strategic Financial Advice

Asset class returns - 1 year

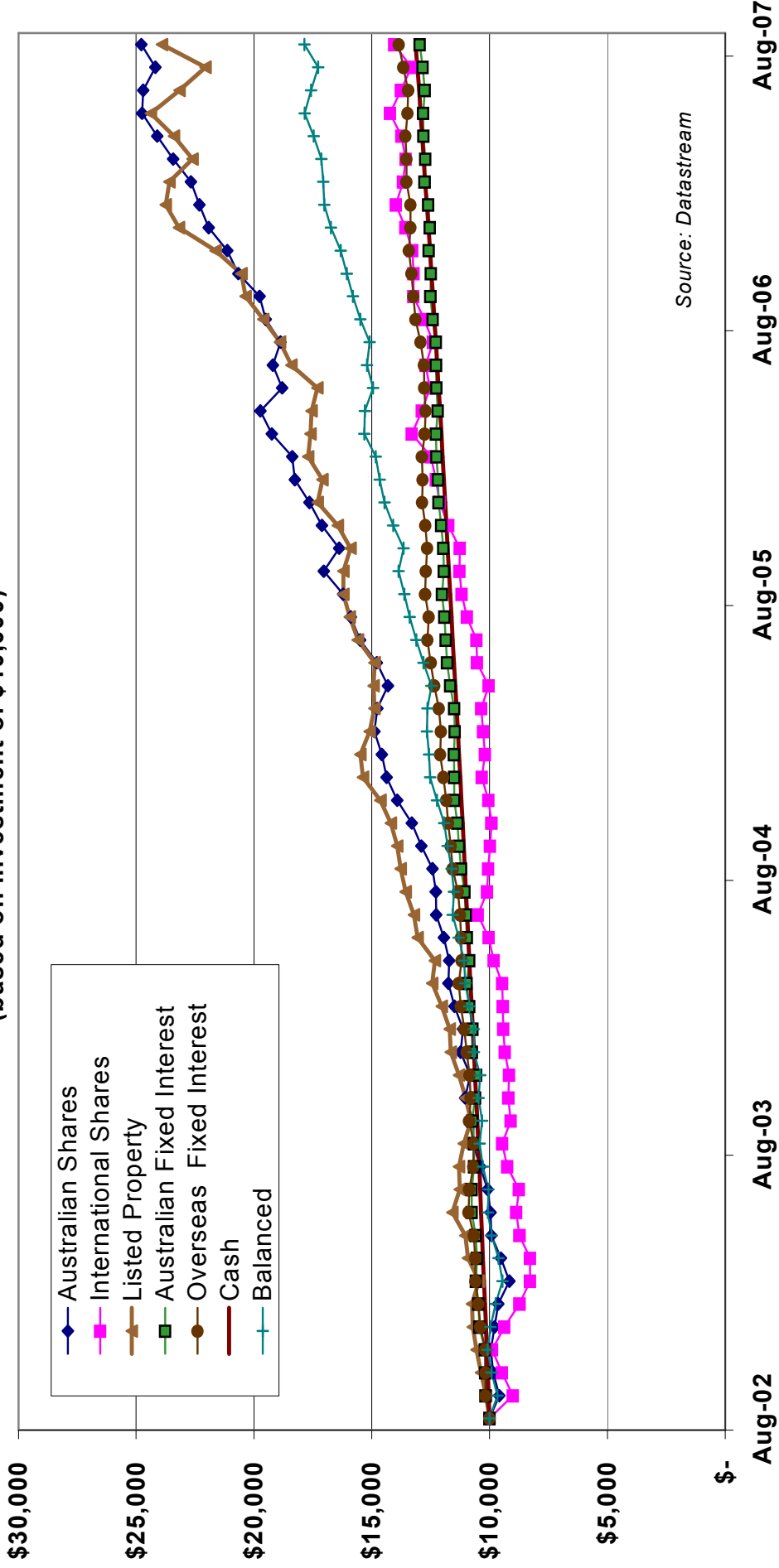
Asset Class Performance over 12 months to August 2007



Asset class returns - 5 years

Asset Class Performance over 5 years to August 2007

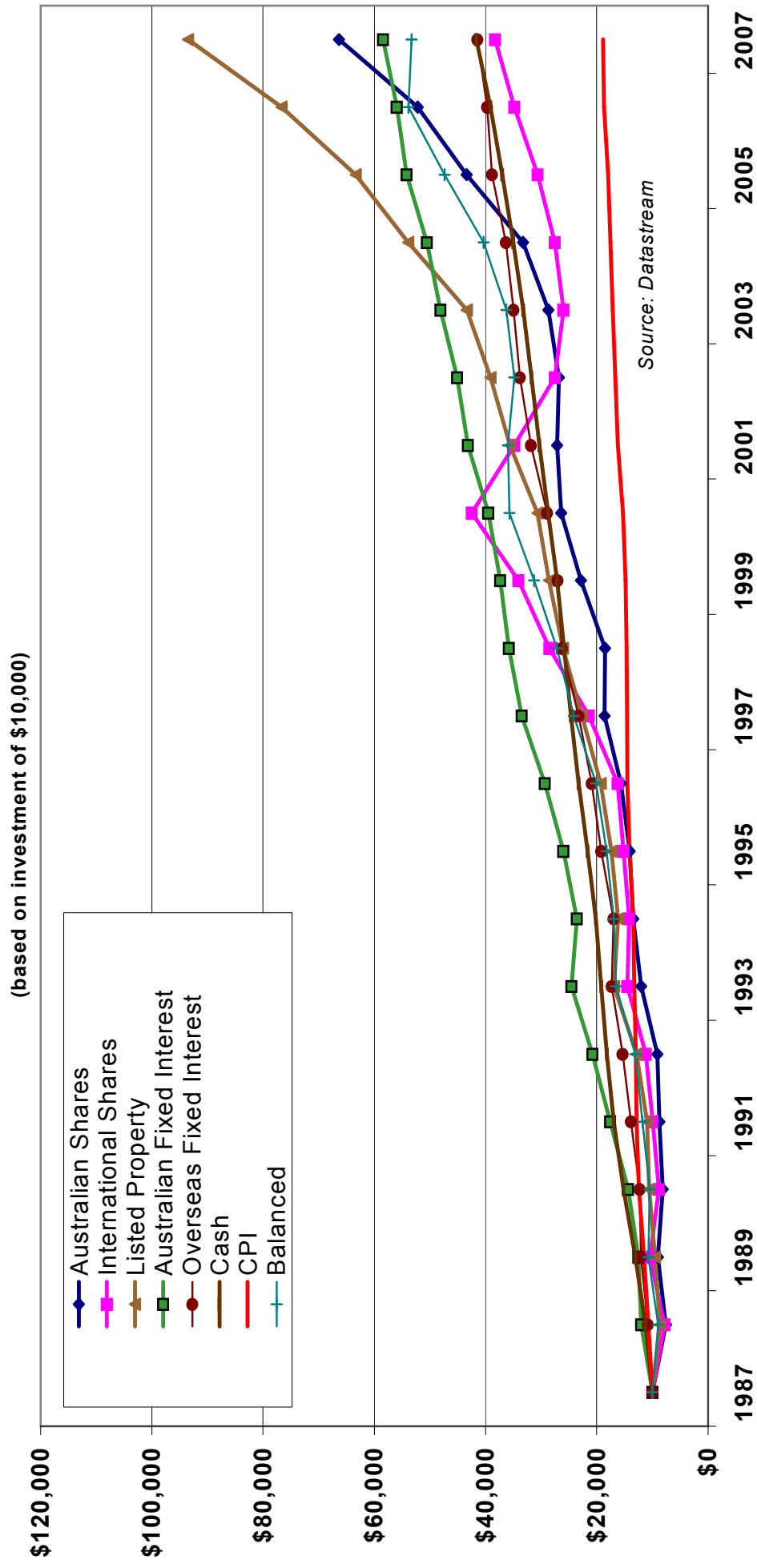
(based on investment of \$10,000)



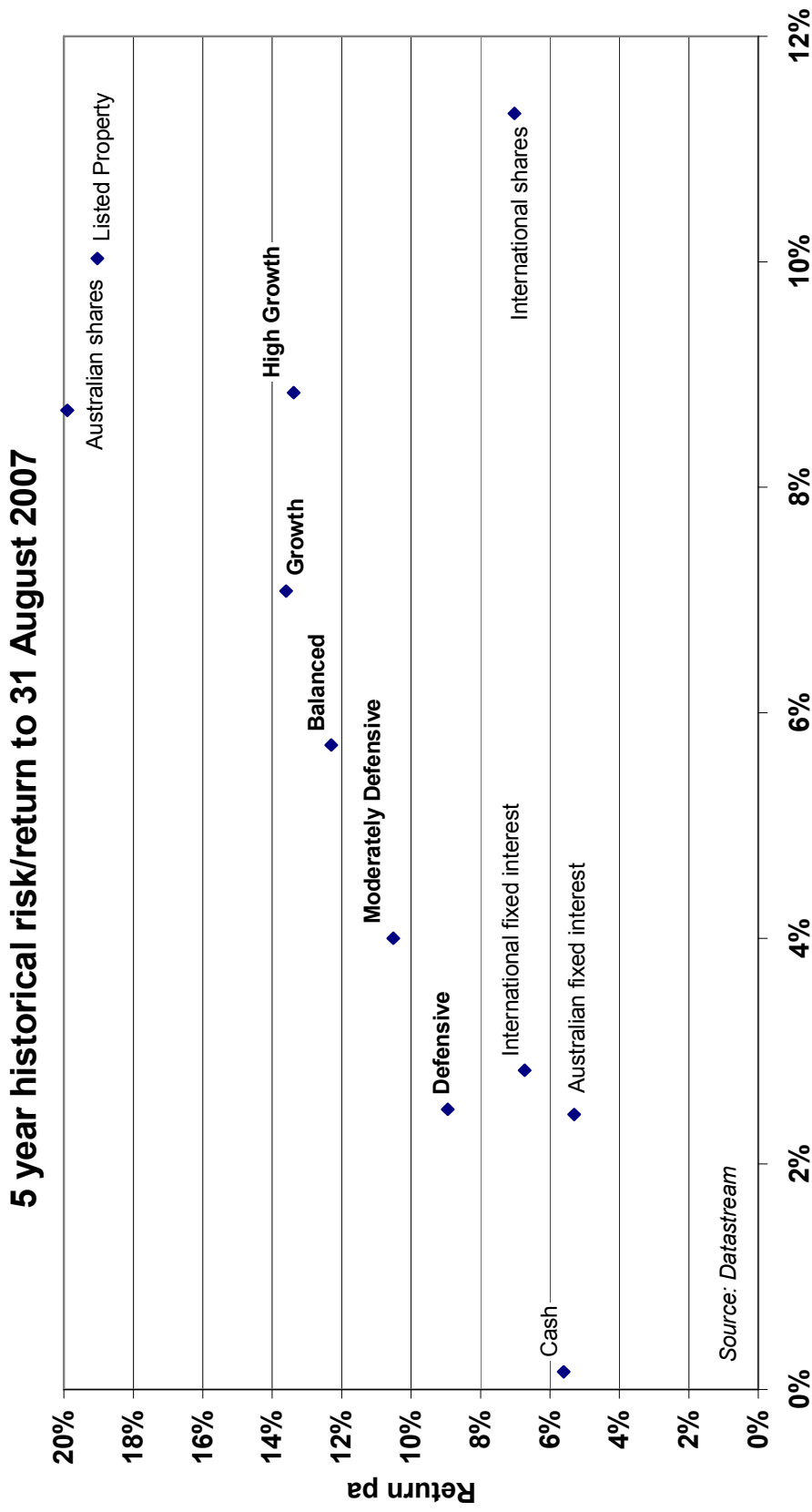
Providing Strategic Financial Advice

Asset class returns - 20 years

Asset Class Performance over 20 years to August 2007 (before fees and tax)



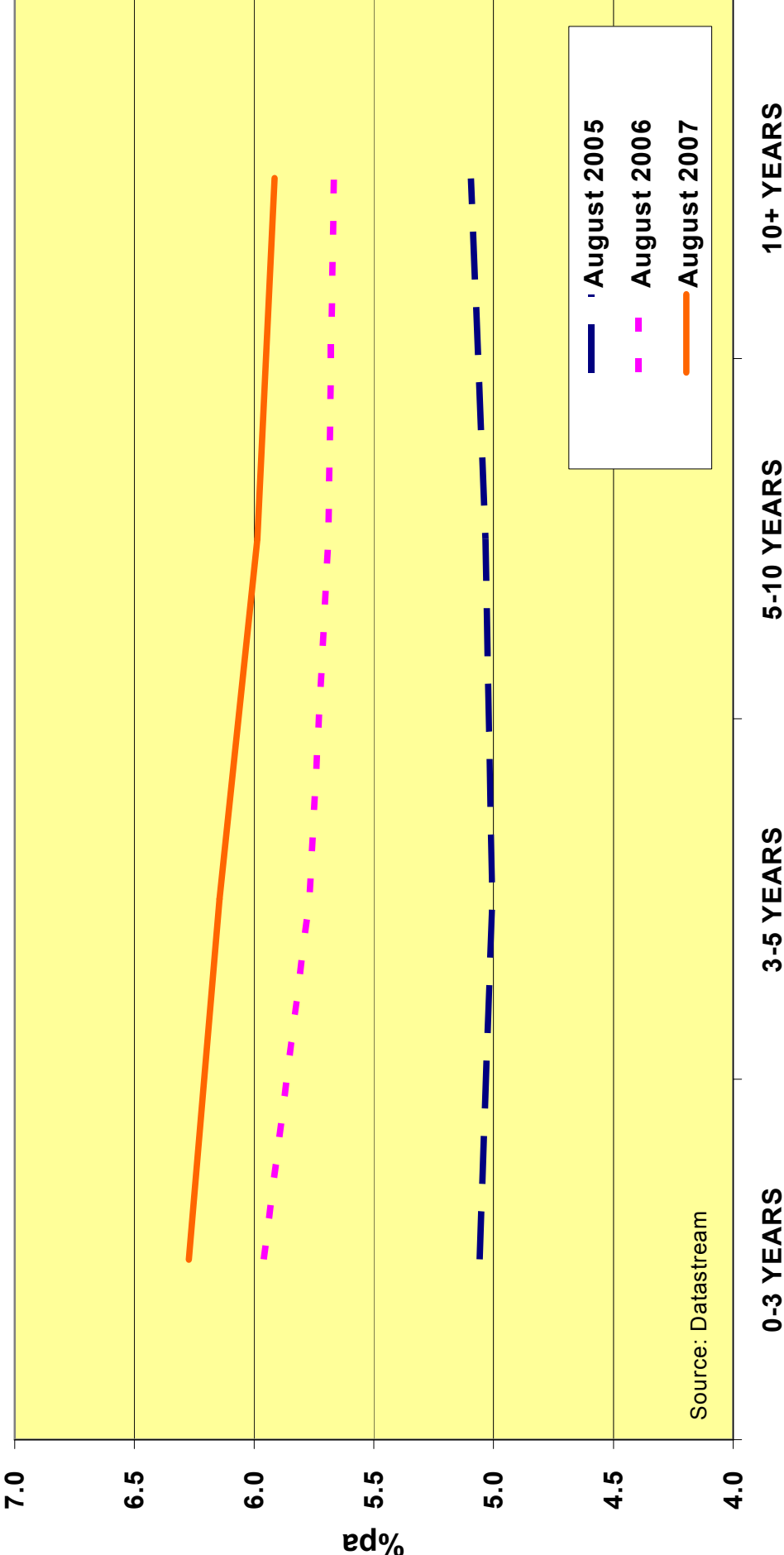
Comparison of risk and return - 5 years



Standard Deviation pa



Australian Government Fixed Interest Yield Curve to August 2007



Benchmark indices used in this report:

- Australian shares: S&P/ASX 200 Accumulation Index. History before April 2000 was the All Ordinaries Accumulation Index
- International shares: MSCI World ex-Australia Accumulation (net dividends re-invested) Index in \$A
- Property: S&P/ASX 200 Property Accumulation Index. History before April 2000 is the ASX Property Trust Accumulation Index.
- Australian fixed interest: UBS Warburg Australian Composite Bond Index
- International fixed interest: Salomon Brothers World Government Bond Hedged Index \$A
- Cash: UBS Warburg Australian Bank Bill Index
- Source: Datastream



Disclaimer



The information, forecasts and opinions set out in this document have not been prepared for any recipient's specific investment objectives, financial situation or particular needs. Recipients should assess whether they are appropriate to their own peculiar circumstances before taking any action on the basis of this document. They can do this themselves or seek the help of an adviser. Information, forecasts and opinions can change without notice and Charter Financial Planning or Argentis do not guarantee the accuracy of the information at any particular time. Investment risks include currency, economic, political, market and other risks. Forecasts can be impacted by such risks. Past performance does not guarantee that future performance will be the same or even similar. Investment values can go down as well as up. Whilst all reasonable care has been taken in the preparation of this document, neither Charter Financial Planning nor any related bodies corporate is liable for any action taken by any person on the basis of anything said or contained in this document.

This document has been prepared by Argentis. NCWP Pty Ltd and Northern City Financial Services Pty Ltd trading as Argentis are Corporate Authorised Representatives of Charter Financial Planning Limited. The Australian Securities and Investment Commission (ASIC) has granted NCWP Pty Ltd and Northern City Financial Services Pty Ltd authority to provide financial services on behalf of Charter Financial Planning Limited. NCWP Pty Ltd has been assigned an ASIC Representative Number of 295779 and Northern City Financial Services Pty Ltd has been assigned an ASIC Representative Number of 252481. Charter Financial Planning Limited – Australian Financial Services Licensee, Licence number 234665, ABN 35 002 976 294.



argentis

Providing Strategic Financial Advice